



Inspection Data Summary Report

BETA

 This is a new service – your [feedback](#) will help us to improve it.

Kobi Nazrul Primary School

URN: 100940 **LAESTAB:** 2112918 **Local authority:** Tower Hamlets

Phase of education: Primary **Type of education:** Community School

Release information: Provisional 2023 Phonics, Provisional 2023 KS1, Provisional 2023 KS2

Release date: 18 October 2023 [IDSR news page \(https://www.gov.uk/guidance/idsr-news-and-updates\)](https://www.gov.uk/guidance/idsr-news-and-updates)

School characteristics

	2021	2022	2023
School number on roll	Close to average 225	Close to average 234	Close to average 235
School % FSM	Above average 33	Above average 36	Above average 37
School % SEND support	Below average 10	Below average 11	Below average 10
School % EHC plan	Above average 2.7	Above average 3	Well above average 3.8
School % EAL	Well above average 100	Well above average 100	Well above average 100
School % stability	Well below average 71	Well below average 72	Below average 76
Pupil base deprivation	Well above average	Well above average	Well above average

2021

2022

2023

School location deprivation

Well above average

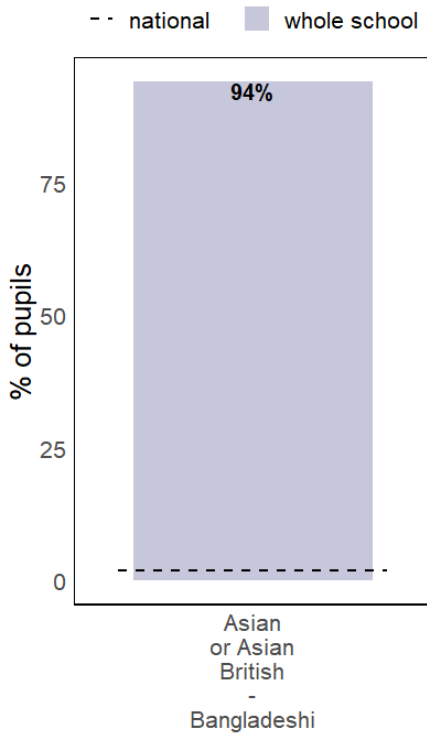
Well above average

Well above average

- The proportion of pupils eligible for FSM (30%) in year 3 is low compared to other year groups.
- The proportion of pupils eligible for FSM (29%) in year 4 is low compared to other year groups.
- The proportion of pupils eligible for FSM (57%) in year 5 is high compared to other year groups.

Ethnicity

Groups that represent 5% or more of the overall cohort



► [Table](#)

SEND characteristics

Type of resourced provision: No resourced provision

Number of pupils with SEND who are also FSM and/or CLA: 16

SEND support (22)

SEND primary need	R	Y1	Y2	Y3	Y4	Y5	Y6	Total
Moderate Learning Difficulty	0	0	0	0	0	1	0	1
Social, Emotional and Mental Health	0	0	0	1	0	0	0	1
Speech, Language and Communication Needs	2	4	2	3	3	2	4	20
Year group totals	2	4	2	4	3	3	4	22

EHC plan (9)

SEND primary need	R	Y1	Y2	Y3	Y4	Y5	Y6	Total
Speech, Language and Communication Needs	0	1	0	1	0	1	0	3
Autistic Spectrum Disorder	0	1	2	0	3	0	0	6
Year group totals	0	2	2	1	3	1	0	9

Staffing

- *There is nothing to highlight for the proportion of education support staff relative to teaching staff.*
- Per pupil spending was in the highest 20% of similar schools in 2021/22 for: Agency supply teaching staff, Education support staff, Teaching staff.
- Per pupil spending was in the lowest 20% of similar schools in 2021/22 for: Staff development and training.
- *There is nothing to highlight for teachers with at least one period of sickness absence in 2021/22 or 2020/21.*
- 10 days on average were lost to teacher sickness absence in 2021/22. This was in the highest 20% nationally.
- At the time of the November 2022 census, there were no full-time vacant teacher posts in the school.
- *There is nothing to highlight for staff turnover in 2021, 2020 or 2019.*

Links to alternative provision and other providers

There were no links identified for this school from the January 2023 census.

Absence






- *There is nothing to highlight for overall absence in 2021/22 compared to all schools. The rate of overall absence (5.2%) in 2021/22 was in the **lowest** 20% of schools with a similar level of deprivation.*
 - *There is nothing to highlight for persistent absence in 2021/22 compared to all schools. The rate of persistent absence (14.5%) in 2021/22 was in the **lowest** 20% of schools with a similar level of deprivation.*
-




Suspensions & permanent exclusions

Whole school

- *For the whole school, there is nothing significant or exceptional to highlight for total suspensions compared to all schools in 2021/22, therefore no conclusions can be drawn from this data.*
- *For the whole school, there is nothing significant or exceptional to highlight for repeat suspensions compared to all schools in 2021/22, therefore no conclusions can be drawn from this data.*
- Across the whole school, there were no suspensions in 2021/22.
- There were no permanent exclusions in the whole school in 2021/22. The national average for this year was close to zero. There were no permanent exclusions in the previous two years either.

Progress and attainment at key stages 1 and 2

-  School difference from national has improved from comparator year
-  School difference from national has improved slightly from comparator year
-  Similar to comparator year or fewer than 11 pupils
-  School difference from national has weakened slightly from comparator year
-  School difference from national has weakened from comparator year

	2023 cohort/entries	Performance in 2023	2023 value	2023 nat value	1 year	4 year
Reading KS2 progress	29	Sig above national and 96th percentile	4.1	0.0	—	—
Mathematics KS2 progress	29	Sig above national and 98th percentile	5.1	0.0	—	—
RWM KS2 expected standard %	30	Sig above national and 95th percentile	83	59	—	—
Reading KS2 expected standard %	30	Sig above national and 98th percentile	97	73	—	—
Mathematics KS2 expected standard %	30	Sig above national and 95th percentile	93	73	—	—
Mathematics KS2 high standard %	30	Sig above national and 93rd percentile	43	24		
EGPS KS2 expected standard %	30	Sig above national and 98th percentile	97	72	—	—
EGPS KS2 high standard %	30	Sig above national and 97th percentile	60	30	—	

► [Non-significant data](#)

- Of the 29 year 1 pupils, 5 did not meet the **phonics expected standard** and 3 did not sit the test. There were 15 pupil(s) that were screened for phonics in year 2 in 2023; 9 of those met the expected standard.

Pupil groups

Primary - 2023 data

No pupil groups were highlighted for this school.

Absence - 2021/22

	FSM	SEN	EAL
Overall absence	Lowest 20%	Lowest 20%	-
Persistent absence	Lowest 20%	-	-

[News and updates](#) [Cookie policy](#)
[Accessibility statement](#) [Privacy notice](#)

OGI

All content is available under the [Open Government Licence v3.0](#), except where otherwise stated

© Crown copyright

<!--Global site tag(gtag.js) - Google Analytics-->